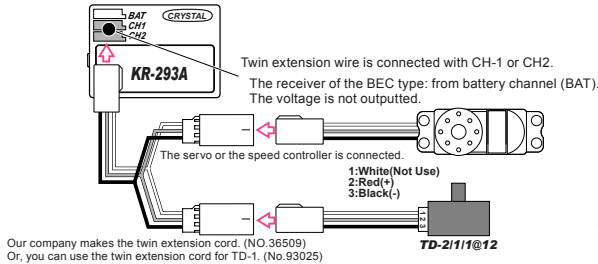


# Chapter of materials

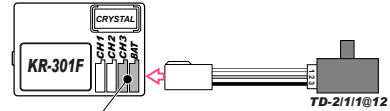
Details according to each method of installing small transmitter TD-2/1/1@12 company

## KO PROPO KONDO KAGAKU CO.,LTD

### KR-293A(BEC)



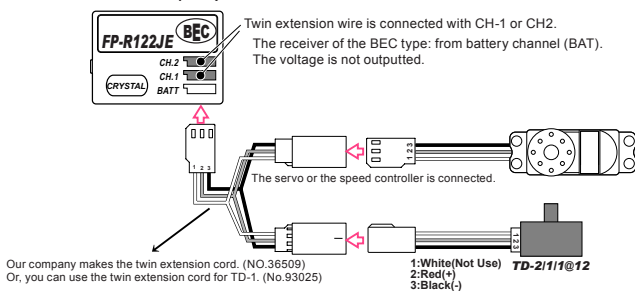
### KR-302F KR-301F KR-297FZ KR-296FZ KR-200A KR-202A KR-493A KR-400A



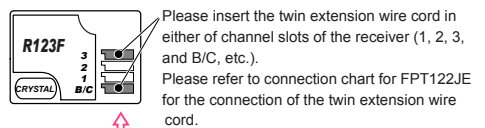
Battery channel slot (BAT) or all of empty channels (CH3 and CH4) have already been connected, and then the use of the twin extension wire cord is required.  
Please insert the twin extension wire cord in either of channel slots of the receiver (CH1, 2, 3, 4, and BAT, etc.). - Refer to KR-302F for figure. Please note that it is likely that the battery channel slot will differ according to the model being used.

## Futaba FUTABA Corporation

### FP-R122JE(BEC)



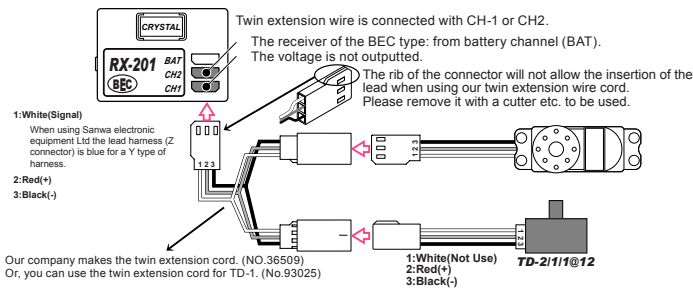
### R123F R203HF FP-R113ip



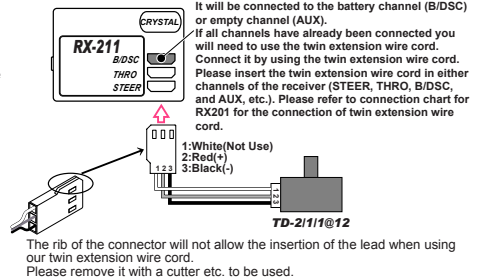
1:White(Not Use)  
2:Red(+)  
3:Black(-)

## SANWA Sanwa electronic equipment Ltd.

### RX-201(BEC)

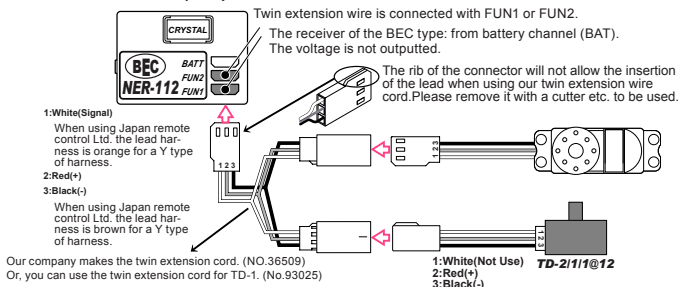


### RX-211 RX-311

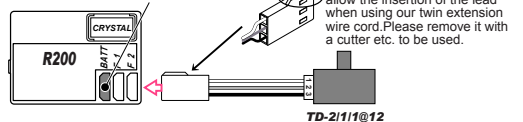


## JR PROPO Japan Remote Control LTD.

### NER-112(BEC)



### R200 R330S



## OTHERS

Tamiya CPR Ltd. only has servo channels and none are empty and available. This will require the use of the twin extension wire cord.